



**CURTISS -
WRIGHT**



Investor Overview

Fourth Quarter 2016



NYSE: CW

Safe Harbor Statement

Please note that the information provided in this presentation is accurate as of the date of the original presentation. The presentation will remain posted on this website from one to twelve months following the initial presentation, but content will not be updated to reflect new information that may become available after the original presentation posting. The presentation contains forward-looking statements including, among other things, management's estimates of future performance, revenue and earnings, our management's growth objectives and our management's ability to produce consistent operating improvements. These forward-looking statements are based on expectations as of the time the statements were made only, and are subject to a number of risks and uncertainties which could cause us to fail to achieve our then-current financial projections and other expectations. This presentation also includes certain non-GAAP financial measures with reconciliations being made available in the earnings release that is posted to our website and furnished with the SEC. We undertake no duty to update this information. More information about potential factors that could affect our business and financial results is included in our filings with the Securities and Exchange Commission, including our Annual Reports on Form 10-K and Quarterly Reports on Form 10-Q, including, among other sections, under the captions, "Risk Factors" and "Management's Discussion and Analysis of Financial Condition and Results of Operations," which is on file with the SEC and available at the SEC's website at www.sec.gov.

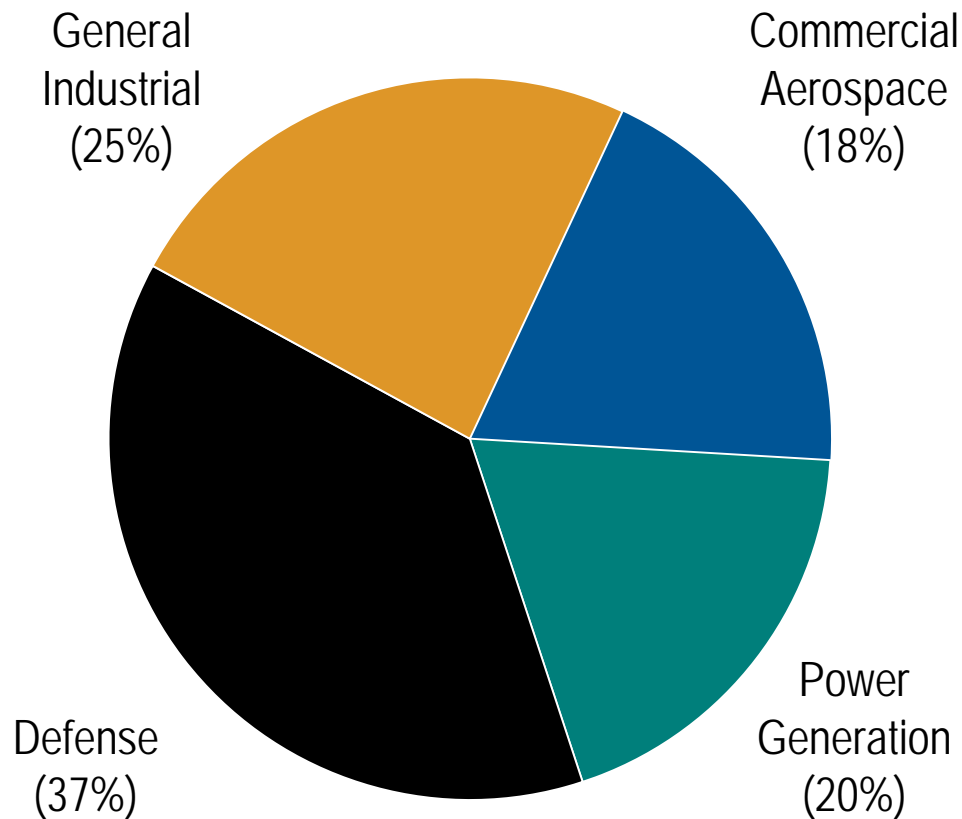
Curtiss-Wright Corporation

Global, diversified industrial company providing highly engineered products and services to Aerospace, Defense and Industrial Markets

- ~\$2.14 billion in 2016E sales
- Leadership positions in growing markets
- Enhancing safety, reliability and performance
- 8,400 employees worldwide



Broad End Market Diversification



- **Defense:**
 - **Aerospace:** Embedded computing business supporting C4ISR and EW
 - **Ground:** International Armored Vehicles
 - **Naval:** Nuclear submarine and aircraft carrier programs
- **Commercial Aerospace:** Leverage ramp up in OEM aircraft production rates
- **Power Generation:** Current and future generation nuclear operating reactors
- **Industrial:** On- and off-road commercial vehicles; Industrial valves

Note: Percentages in chart relate to 2016E sales as of October 26, 2016.

Long-Term Financial Goals

3-5% Organic Sales Growth

>14% Operating Margin

12% Return on Invested Capital

>125% Free Cash Flow Conversion

Top Quartile Performance in our Peer Group

Strategic Focus on Margin Improvement

- Leveraging the benefits of ONE Curtiss-Wright
- Ongoing operational and productivity improvement initiatives
- Reclassifying & simplifying categories:



Operational Excellence

Supply Chain

Lean



Global Footprint

Consolidations

Low Cost Economies



Corporate Efficiency

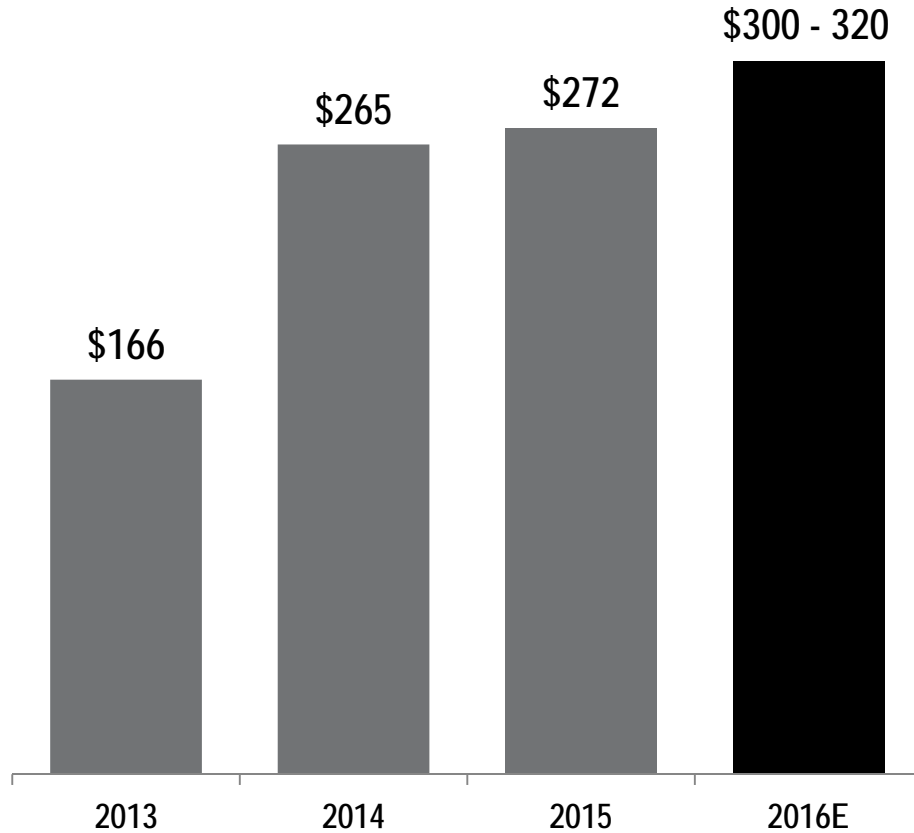
Shared Services

Asset & Capital Efficiency

Goal: Maintain Top Quartile Performance

Strong Free Cash Flow Generation

\$ in millions



- Universal focus on FCF
- More efficient execution and cash flow management
- Goal to reduce working capital as a % of sales – tied to compensation
- Focus on highest return CapEx investments

Notes: Free cash flow is defined as cash flow from operations less capital expenditures. 2015 adjusted to remove the \$145 million contribution to the Company's corporate defined benefit pension plan. 2016 guidance as of October 26, 2016.

Balanced Capital Allocation Strategy



- Committed to steady return of capital to shareholders
 - At least \$100M in expected share repurchases in 2016
 - \$300M in 2015 share repurchases
 - Steady dividend payout
- Growth through strategic acquisitions
- Internal investment to support future organic growth

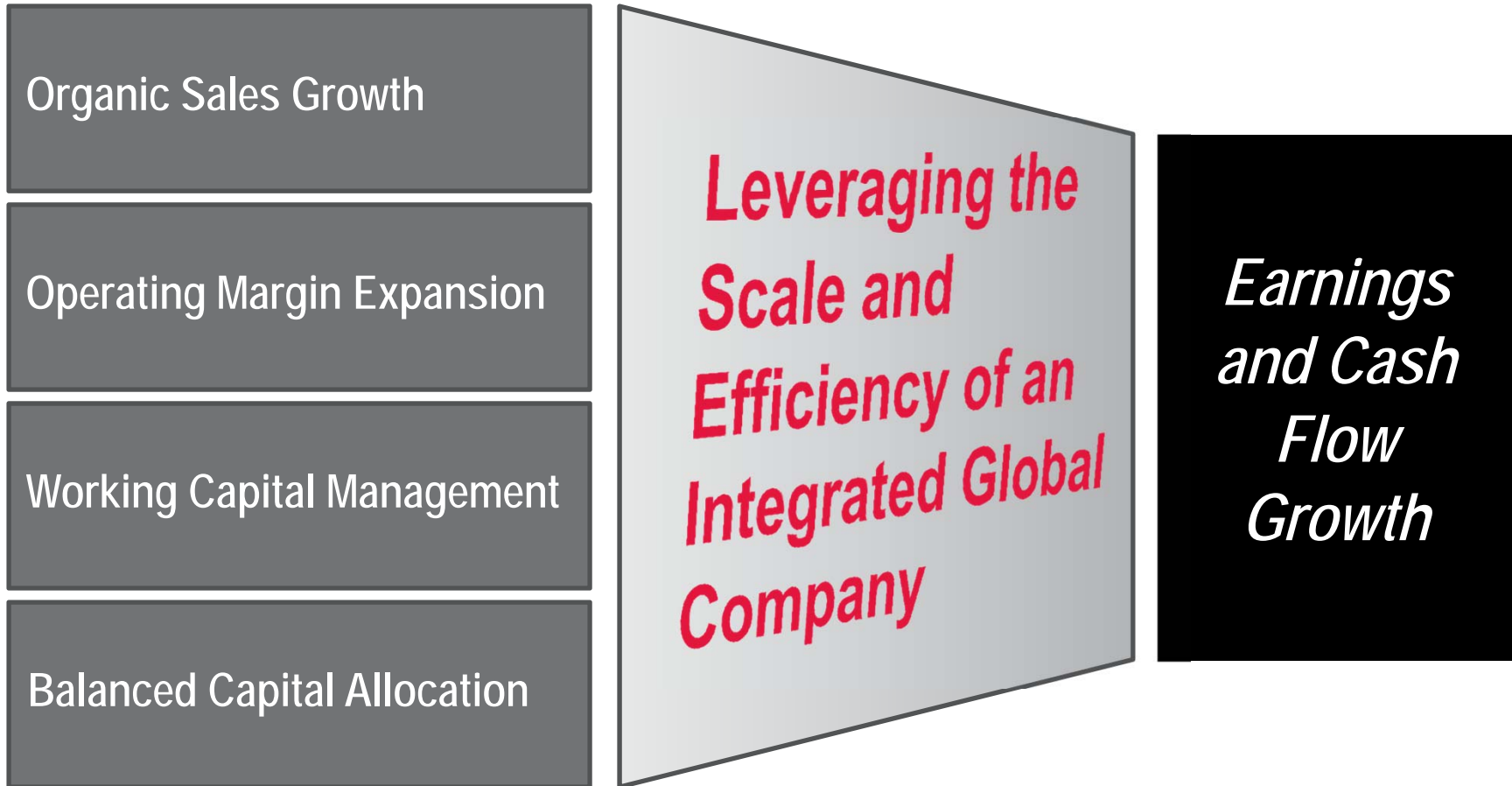
2016E Financial Outlook (Guidance as of October 26, 2016)

	FY2015 Pro Forma	FY2016E (Current)	Change vs. 2015
Sales	\$2,186M	\$2,110 - 2,160M	(1 - 3%)
Operating Income CW Margin	\$291M 13.3%	\$301 - 313M 14.3% - 14.5%	4 - 8% +100 - 120 bps
Diluted EPS	\$3.74	\$4.00 - 4.15	7 - 11%
Free Cash Flow	\$272M	\$300 - 320M	10 - 18%

Notes:

- 2015 Pro Forma results exclude the one-time China AP1000 fee of \$20 million recognized in the fourth quarter of 2015 from sales and operating income.
- Free cash flow is defined as cash flow from operations less capital expenditures. 2015 adjusted to remove the \$145 million contribution to the Company's corporate defined benefit pension plan.

ONE Curtiss-Wright



Delivering Long-Term Shareholder Value

Appendix

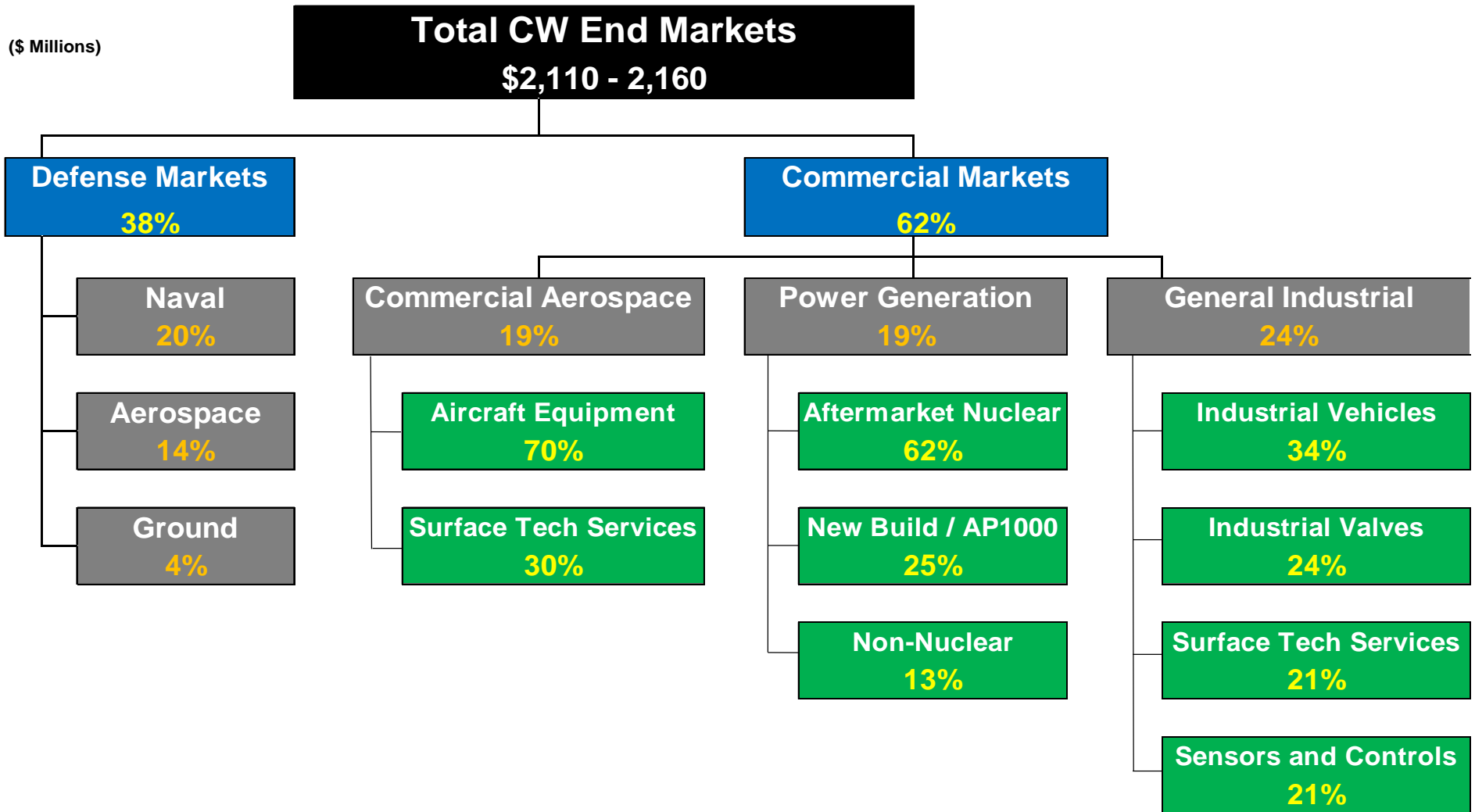
2016E End Market Sales Outlook* (Guidance as of October 26, 2016) **Updated** (in blue)

	FY2016E (Prior)	FY2016E (Current)	% of Total Sales
Aero Defense	Flat	No change	14%
Ground Defense	(2 - 4%)	No change	4%
Naval Defense	0 - 2%	6 - 8%	20%
Total Defense Including Other Defense	Flat	1 - 3%	38%
Commercial Aero	Flat	No change	19%
Power Generation	0 - 2%	(1 - 3%)	19%
General Industrial	(5 - 9%)	(10 - 12%)	24%
Total Commercial	(2 - 4%)	(4 - 6%)	62%
Total Curtiss-Wright	(1 - 3%)	No change	100%

* The Company's full-year 2016 guidance reflects growth rates compared to 2015 Pro Forma results, which excludes the one-time China AP1000 fee of \$20 million recognized in the fourth quarter of 2015. This affects 2016 growth rates for Power Generation, Total Commercial and Total Curtiss-Wright sales.

2016 End Market Sales Waterfall (Guidance as of October 26, 2016)

Updated



Note: Percentages in chart relate to Full-Year 2016 sales

Non-Nuclear:
Surface Technologies services (peening, coatings); Fossil power gen equipment

Sensors and Controls:
Sensors, controls and industrial automation equipment